



March - Volume 12 - Issue 2

### In This Issue (Click title to read the article)

[Meeting Update](#)

[Clinic Schedule](#)

[Thoughts from the Superintendent](#)

[What Happened Last Month](#)

[Achievement Program](#)

[Division News](#)

[Member Spotlight](#)

[Medicinal Model Railroading](#)

[2024 RMR Convention](#)

[UTOCO Tank Cars](#)

[Classifieds](#)

[Rocky Mountain Region Polo Shirts](#)

[Newsletter Archive](#)

[NMRA Membership Renewal](#)

[The Club Car](#)

[Division Officers and Volunteers](#)

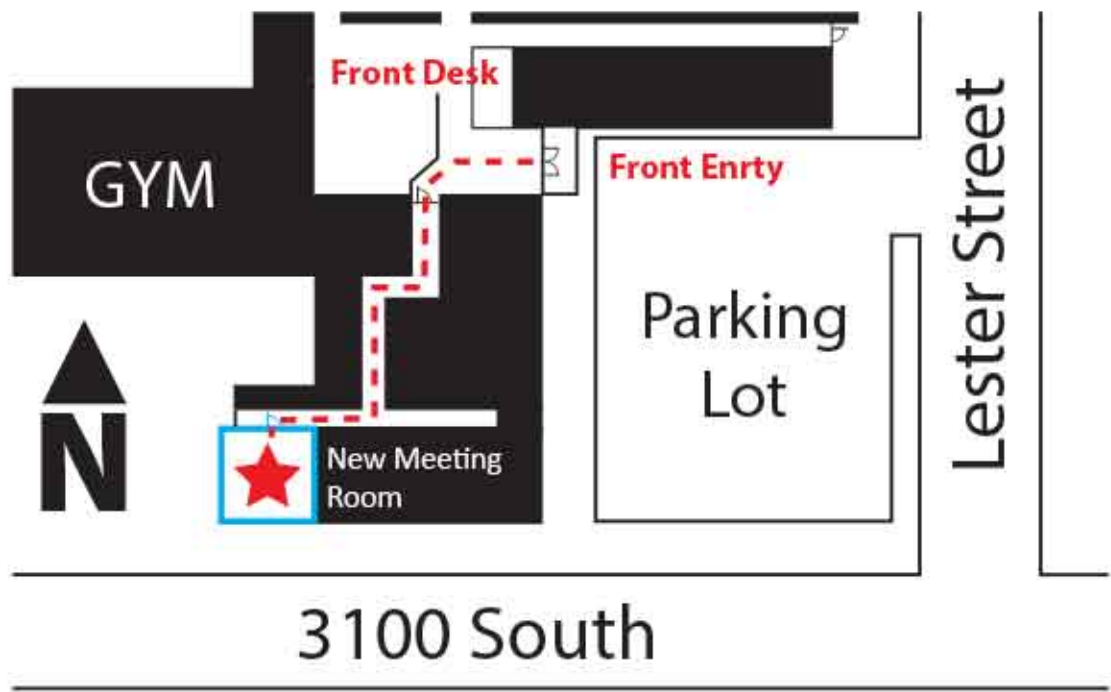
[Meeting Information](#)

Meeting Update

## PLEASE NOTE!

### The room we hold our monthly meeting in has changed!

We are now located in the southwest corner of the Recreation Center. Enter through the front doors and turn left into the hallway past the first room. Continue all the way to the end of the hallway and turn right. Our new meeting room is the last room on the left.



The March Monthly Event will held  
at the Redwood Recreation Center!  
**Saturday March 16th, 2024**  
**10:00 AM - Noon**

[Click Here to Return to the Table of Contents](#)

Learn Something New



March

**16th**

10:00 AM - Noon

**Presentation**

**Steamtown National Historic Park**

*Presented by Phil Brueck*

Steamtown National Historic Site is a railroad museum and heritage railroad located on 62 acres in downtown Scranton, Pennsylvania, at the site of the former Scranton yards of the Delaware, Lackawanna and Western Railroad (DL&W). Many locomotives and freight and passenger cars are on display.



As a reminder to those that are working on their mini diorama to bring it to this months Division meeting. Come early to enter it into the circus. There will be a contest by popular vote. The top three with the most votes will win. Voting will take place during the meeting. Prizes will be awarded at the end of the presentation.



**April**  
**20th**  
**10:00 AM - Noon**

### Presentation

**All About Adhesives**  
*Presented by Bill Johnson*

Learn about the different types of adhesives that can be used in model railroading. From the different types to use on your models to the track and the layout itself.



**May**  
**18th**  
**10:00 AM - Noon**

### Presentation

**Custom Signal Systems**  
*Presented by Richard Piccuilla*

Your model railroad layout is custom-built. Your signals can be, too. Custom Signal Systems has been manufacturing model railroad signals since 2006. Each signal is assembled by hand to your specifications using custom-designed printed signal components complemented with brass or photo-etched metal detail parts.



**June**  
**15th**  
**10:00 AM - Noon**

**NOTE: NO MEETING at the Redwood Recreation Center for June!**

Our June meeting will be canceled due to the Rocky Mountain Region Convention being held on June 5th - 8th at Stadler Rail here in Salt Lake. Be sure to make time and join us for the convention.

[Click Here to Return to the Table of Contents](#)

### Thoughts from the Superintendent



There's so much more to this hobby than just "building trains in your basement!" A couple of weeks ago I was in Las Vegas for another Dance Dads weekend with my daughter. I knew the Nevada Southern Live Steamers were having a run day so I was able to sneak away for a couple hours to chat with the guys and have a ride on their railroad. It's always fun to see how other clubs do things. We can all learn from each other. While there I was also able to see the trains (and models) at the Nevada State Railroad Museum. I was impressed to see how many people were there to ride the trains and see the exhibits. It was fun to see families and big groups.



I'm looking forward to the Region Convention being here in Salt Lake this year in June. (A week earlier than our regular meeting.) It will be hosted at Stadler in conjunction with their Open House and Train Show like we did last year. There will be clinics, layout tours, ops sessions, a ride up at

Heber, and more. If you want to volunteer to help with something let me know. As soon as we have some of the times nailed down we will open the on-line registration. Depending on your level of volunteering, you could have your registration paid for. Even though it's still a few months out it will be here before you know it! In the meantime, we have some good clinics coming up. (We need some more for July onward.) I always look forward to seeing you guys so we can enjoy the journey together!

**Jim Wanlass, MMR #585**

Superintendent

Northern Utah Division of the NMRA

jamestowntrains@gmail.com

[Click Here to Return to the Table of Contents](#)

**What Happened Last Month**



**Presentation**


**Mini-Dioramas**

*Presented by Kevin & Bekki Anderson*

The Mini Diorama Circus arrived in February! Kevin and Bekki Anderson presented a fun clinic on building small mini dioramas that were started by Kato as a way to get people involved in model railroading and drive the STEAM program. STEAM is a way to get kids more involved in Science, Technology, Engineering, Art, and Mathematics. This a chance to try out those techniques you've been wanting to learn without fear of doing something wrong. These small (4"x6") dioramas can be chained together to make a running layout. This is based on N scale Kato Unitrack straight and curves. This clinic was fun for kids of all ages!







You can view past clinic information at the link below

<https://www.northernutahmra.org/monthly-events/past-clinics/>

[Click Here to Return to the Table of Contents](#)

# ACHIEVEMENT PROGRAM

We had a few more people earning certificates prior to the last meeting but they came in the mail after I got home from the meeting last month! So if those people are at the meeting this week, I'll be presenting them.

Last weekend we spent several hours at Doug Jolley's layout doing AP evaluations. He's only recently officially joined the NMRA but has spent many years building his model railroad empire! I can't remember exactly when I first met Doug but I think it was at a National Narrow Gauge Convention. He models in Sn3, one of the few scales that I don't! I really like the size of the equipment. There can be a lot of detail that is also easy to see. We were able to pass him off on multiple certificates and with just a little more work he can earn a couple more. Many of you might have been able to see his work during the last open house we had. More details on what he earned will be given as they are presented to him in our monthly meetings but until then here is a sample of his excellent craftsmanship.







It may seem, as far as his AP achievements, that he has done a lot in a short amount of time. While that is true, it has truly taken years for him to get to this point. Don't ever be discouraged when you see someone else's fantastic work. Instead be inspired by it. Just like any other hobby or skill, it takes time and practice to learn how to do it well. Most of us are willing to share what we have learned along the way so if you need help in a certain area there will be someone to lend a hand to help out and that way we can enjoy the journey together!

**Jim Wanlass, MMR #585**  
AP Chairman  
Northern Utah Division of the NMRA  
[jamestowntrains@gmail.com](mailto:jamestowntrains@gmail.com)

[Click Here to Return to the Table of Contents](#)

## Division News Items



## UTA TOUR



The Utah Transit Authority shop tours are currently full, however, some may cancel so check [signupgenius.com](https://signupgenius.com) link below a few days ahead to see if space is available.

[Signupgenius UTA Tour](https://signupgenius.com)

---

## GET ONE BEFORE THEY'RE GONE!

We have a few unspoken for HO Scale 40' Bamberger Wood side boxcars from Accurail. You can have one of your very own limited edition boxcars for \$45.00. If you buy more than one you will pay only \$40.00 for each car. For those buying more than one, you will get a decal sheet that allows you to renumber the cars.

Drop a note to Geoff Carter at [gkc450219@gmail.com](mailto:gkc450219@gmail.com) and he will bring them to the next Norther Utah Division Event. Credit card is preferred, but we will take cash (exact change only).

**This will be the last run of these local railroad gems!**



---

## UPCOMING TRAIN SHOWS



### OT&W 2024 Spring Train Show

April 5-6, 2024

Spanish Fork Fairgrounds  
475 S Main St, Spanish Fork, UT

Friday 3pm - 9pm

Saturday 9am - 5pm

<https://otwtrainclub.org/>



### Rocky Mountain Train Show

April 6-7, 2024

National Western Complex  
4655 Humboldt St.

Denver, CO 80216

<https://rockymountaintrainshow.com>






## Wendover Airfield Train Show

April 11 – 13, 2024

John T. Brinkman Service Club  
352 East Airport Way,  
Wendover, UT 84083

<https://wendoverairfield.org/event-trains/>



## Cheyenne Railroad Heritage Days

### Sherman Hill Train Show

June 29th & 30th, 2024

Event Center at Archer  
3801 Archer Pkwy  
Cheyenne, Wyoming 82009

<https://www.shermanhillrails.org/>

[Click Here to Return to the Table of Contents](#)

## Member Spotlight



### Member Spotlight : Susan "Sue" Didas

By Lowel Didas

Susan "Sue" Didas. Sue got interested in model trains about ten years ago, while she was winding down her 30 year tenure as a Den leader in Cub Scouting. She had a Blue and Gold cub Scout Dinner to organize and the theme was railroading. She asked the guys at the Train Shoppe if they could help and they lent her a G and O scale trains and track to use as table decorations. She had so much fun doing this. At Christmas when the Polar Express movie and Lionel train first came out she knew what she wanted from Santa.

When her last grandson, Ryker, was born she would babysit him until mom or dad came to pick him up. He very much enjoyed playing with her train. The next Christmas she gave him her Polar Express and she got a new set from Santa. From 2021 until Christmas of 2023 her trains stayed set up in the living room. They were finally taken down around the 24<sup>th</sup> of January.

She is a member of OTW train club, NMRA and Women in Model Railroading SIG. She enjoys riding the Durango and Silverton train along with going to train shows with her grandson, Ryker.



[Click Here to Return to the Table of Contents](#)

## Medicinal Model Railroading

By Rick Luther

As we grow older with this hobby, the one thing that seems to be a constant is the need for prescribed medication. Now hopefully, model railroading will relieve our stress and make us happier and healthier. As I have discovered that is not always the case. So here I am taking these pills and voodoo concoctions that will make me live longer. Now I have an ever expanding collection of empty pill bottles. It's nice that these can now be easily thrown in the recycle bin (Please remember to remove the label). Another way of recycling these is use them for various tasks around the layout.



The most obvious and common use is as a storage container. They are great for storing all those little bits and pieces of model railroad minutia. That include anything from detail parts, parts from that engine you are dis-assembling, screws, couplers, wheel sets, Exacto blades (either new or used) or any other bits and pieces that may get lost.

The larger bottles can be used for paint brush or pen/pencil storage. Drill a small hole in the bottom and screw the bottle to your workbench to keep it from tipping over.





The caps can be extremely useful for mixing paint. If your not mixing a large quantity or need the same color for future use, several caps can be used to get just the right color. When you are done, let them dry and throw them in the trash or clean them out for another day.

Do you need something for holding various types of glue like Elmers' or Eileen's Tacky glue? As with the paint mixing, when you are done, let it dry and reuse or just throw them away.

Now isn't that a good reason to take your medicine!

[Click Here to Return to the Table of Contents](#)

2024 RMR Convention



**2024 Rocky Mountain Regional Convention**





We would like to welcome you to Salt Lake City on June 5-8, 2024 for the Rocky Mountain Region's Annual Convention Golden Spike Limited 2024. We have a couple of great things for attendees to look forward to – The Heber Valley Railroad ride and the main event of our convention will be held at Stadler Rail SLC facilities. Of course, we will have several op sessions on popular and many published layouts as well as a number of layout tours.

We are happy to work with **Stadler Rail** as they have started holding a community event and staff appreciation and have asked us to partner with them to showcase the hobby.

We will have nearby hotels shortly and registration will be coming on the Northern Utah Division website: [www.northernutahnmra.org](http://www.northernutahnmra.org).

### Background

- Stadler Rail builds light rail cars for transit agencies around the world and you can see their website of what they do at: [https://www.stadlerrail.com/en/about-us/locations/stadler\\_us\\_inc/26/](https://www.stadlerrail.com/en/about-us/locations/stadler_us_inc/26/)
- Heber Valley Railroad is a tourist railroad just south of Salt Lake near Deer Creek Reservoir. <https://www.hebervalleyrr.org/>
- Clinics will be in several of Stadler's training rooms and a train show and model contest will be available at the facility.

[Click Here to Return to the Table of Contents](#)

### UTOCO Tank Cars



**The UTOCO tank cars are here!**



## UTOCO Tank Cars

The Northern Utah Division, National Model Railroad Association, is proud to offer a line of Utah Oil Company (UTOCO) Tank Cars manufactured by InterMountain Railway Company in HO Scale. These highly detailed cars come with metal wheelsets and Kaydee Couplers.

If you remember, these unique historically relevant cars were to be offered as Convention Cars for the 2019 NMRA National Convention in Salt Lake City, Utah. However, due to hiccups in the Chinese supply line at the time, we were not available at that time.

We have coordinated with the InterMountain Railway Company to produce these cars as a fundraiser for our Division and offer them for sale at \$50.00 for a single car, \$45.00 for two cars, and \$40.00 for three or more cars. Contact Geoff Carter at [gkc4502192@gmail.com](mailto:gkc4502192@gmail.com) for more information.

## History

Utah Oil Company was incorporated on June 3, 1901, and was the first commercially successful petroleum company in the state. In 1917, half interest in Utah Oil was bought by Midwest Refining Co. Standard Oil of Indiana took ownership of Midwest Oil in July 1921, including Midwest's half ownership of Utah Oil Company (UTOCO). Standard later acquired 75 percent of Utah Oil, and in the 1950s, that percentage was increased to 100 percent. UTOCO relied upon crude oil delivered by Union Pacific in tank cars until a pipeline was built between Salt Lake City and Wyoming oil fields in 1939. Utah Oil Company was owned as a subsidiary of Standard Oil of Indiana. In 1946 when the parent company decided on a common logo, combining the oval shape from subsidiary AMOCO and the torch from Indiana Standard. Utah Oil Refining became UTOCO.


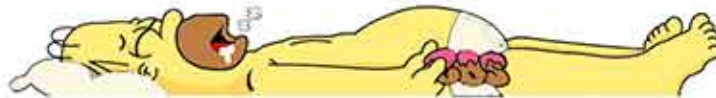
UTOCO became a familiar brand of gasoline throughout Utah and Idaho, and later, in eastern Nevada, western Wyoming, and eastern Oregon and Washington.

In late 1960, the parent company, also known as Indiana Standard, decided to tweak its marketing strategy. The subsidiaries AMOCO and UTOCO became the American brand. In 1974, the American brand was changed to AMOCO.[1]

[1] <https://utahrails.net/industries/oil.php>

[Click Here to Return to the Table of Contents](#)

## RR Graffiti, Signs, art work



I have hundreds of prototype railroad graffiti, signs, and artwork all ready to be used for signs, decals, etc. I would like to make them available to the Division members. For the most part, they are all cleaned up and ready for use. These are all from real rolling stock, buildings, RR yards, and signs. If anyone would like to have some of them or see what I have that they could use, just E-Mail me or give me a call. Again, those shown are just samples. I have tons, old time, current, and everything in between but all of them are the real deal.

Steve Moore, 801 694-8394

[kiss@kissmethodinc.com](mailto:kiss@kissmethodinc.com)

[Click Here to Return to the Table of Contents](#)

## Region Polo Shirts



## Rocky Mountain Region Polo Shirts are now available!



You can order your very own polo shirt at this link: [Daylight Sales](#)

You can choose Cool Grey or Royal colors.

NMRA members can save 10% using the code: **nmrax20**

Besides clicking on the link you can just go to Daylight Sales.net, scroll down on the left to NMRA then on the second page is the Rocky Mountain Region NMRA shirt.

It has the new logo designed by our own Rick Luther!

[Click Here to Return to the Table of Contents](#)

### Newsletter Archive



Catch up on all the past issues of the Division Newsletter the "Promontory Post" on the division website. There is a multitude of information about our past clinics, photos from layout tours, conventions, train shows, links to interesting information and the chance to get to know our fellow members. Just click the button below and learn more!

**CLICK HERE TO  
READ PAST NEWSLETTERS**

[Click Here to Return to the Table of Contents](#)

#### NMRA Membership Renewal



Just a reminder for everyone to check their expiration date on membership NMRA cards. Please don't let them lapse! You should receive a membership renewal form in the mail months before your expiration. If you can't find it or didn't get it, you can always go on-line and renew there. Below is the link to NMRA website page.

<https://nmra.org/membership-application-and-renewal>

Also check NMRA home page for membership discounts through the NMRA Partnership Program. You can get discounts at over 30 vendors including Micro-Mart, Green Frog Productions, MinuteMan Scale Models, Motrak Models, MRC (Model Rectifier Corporation) and many others. The discounts could add up to what a years membership costs!

<https://nmra.org/partnerships>

[Click Here to Return to the Table of Contents](#)

#### The Club Car



The Northern Utah Division is home to many outstanding modeling clubs, in every scale from Z to Live Steam. You are sure to find at least one of them that will meet your needs, so drop them a line and join the fun!

Contact information is the most recent we have on file. If you have a railroad modeling club in the state of Utah, we would be happy to include your information here. Just send us the name of your club, the scales you support in your club, and how prospective members may contact your club.

**Color Country Model Railroad Club** – This multi-scale club is located in the Southern Utah Division in St. George, Utah. Contact Dave Merrill by email at: [professordavemerrill@gmail.com](mailto:professordavemerrill@gmail.com). Visit their website at <http://colorcountrytrains.org/sud/>

**Color Country T-Trak Club** - This N Scale club, located in the Southern Utah Division in St. George, Utah, uses the T-Trak modular system. Contact the club by email at: [ColorCountryTTrak@gmail.com](mailto:ColorCountryTTrak@gmail.com). Visit their website at <http://www.ccttc.info>

**Golden Spike American Flyer Train Club** – This S scale club meets the third Friday of each month at various club member homes. Their newsletter contains the time and place. Call Jim Buckley by phone at: (801) 252-1921 or by email at: [jamesbuckley7@comcast.com](mailto:jamesbuckley7@comcast.com). Visit their website at <http://www.gsaftc.com/about.htm>

**Golden Spike Train Club of Utah** – This HO 100% NMRA club meets the second Saturday of each Month 10:00am - 11:00am (summer) 12:00pm - 4:00pm (remainder of year), at the 132 S 800 W SLC UT in the Sugar Space Arts. Contact Jon Thomas, Treasurer at [Thomas.JT@Yahoo.com](mailto:Thomas.JT@Yahoo.com) for more information. Out of the area memberships are available. Visit their website at <http://www.goldenspiketrainclubutah.org/home.html>

**Great Basin Lego Train Club** – Adult fans of LEGO. Meeting times and club info is posted on their website. Contact Reed Cowan by email at [gbltc@aol.com](mailto:gbltc@aol.com). Visit their website at <http://greatbasinlrc.utahlug.org/>

**HOn3 Club of Northern Utah** – Specializing in local narrow gauge railroads in HOn3, this group meets informally and has a layout in Grantsville. Contact Fred Voelcker by email at: [fred.voelcker@gmail.com](mailto:fred.voelcker@gmail.com)

**Hostlers Model Railroad Club** – This Multi-scale club, including live steam, meets the 3rd Wednesday of every month at Ogden's historic Union Station. Contact Mike Murphy by USPS mail at: 752 W 4375 South, Riverdale, UT 84405 or by phone at: (801) 394-4952. Visit their website at <http://hostlers.org>

**Midvale Model Railroad Club** - The Midvale Model Railroad Club (formerly know as E Mo) is a free model railroad club meeting at the Midvale Museum on the 2nd Saturday of the month from 12 noon to 2:00 pm. We are building HO, HOm and HOe modules and set up on and off in the Midvale Museum. We are located at 350 west Park Street off of Jefferson Street from Center Street in Midvale Utah. Contact Marty @ <https://www.facebook.com/EmoUtah>

**O Scale Guys** – An O and On3 scale club. Contact Steve Strelbel by phone at: (801) 973-0367.

**Ophir, Tintic and Western** – This club models in HO and N and meets at the SCERA Theater Boardroom (745 South State Street, Orem) at 7:00 pm on the 3rd Thursday of every month. For more information contact HO-VP Mike Lambert, [mlambert54@comcast.net](mailto:mlambert54@comcast.net) 303-919-4703 - N-VP Chris Cox, [coxcl1@gmail.com](mailto:coxcl1@gmail.com) 801-897-2269. Visit their website at <http://www.otwtrainclub.org/>

**Railway & Locomotive Historical Society (Golden Spike Chapter)** – An historically oriented group of researchers and preservationists, the Golden Spike chapter of the R&LHS meets every second Tuesday at noon at Two Bit Street Cafe on 25th Street in Ogden and is presently in the midst of the restoration of the D&RGW #223. Visit their website at <http://www.save223.org>

**South Weber Model Railroad Club** – This 1-1/2" club runs trains every 3rd Saturday & Sunday at South Weber Canyon Meadows Park. I-84 exit #85 two blocks south, two blocks east. Visit their website at <http://southweberrr.webs.com/>

**Utah Free-MO** – A travelling HO Modular group conforming to the Free-MO standard. Contact Mike Nelson by email at: [i\\_m\\_loco@hotmail.com](mailto:i_m_loco@hotmail.com)

**Utah Free-moN** – We subscribe to the N scale Free Mo standards. You can find us on Facebook at Utah Free-moN.

**Utah Garden Railway Society** – A "G scale" group dedicated to the art of Garden Railways. Contact Lynn Stringham, President (UGRS) by USPS mail at: 4464 S 4100 West, West Haven, UT 84401

**Utah Large Scale Society** – A G scale group that meets in various member's homes. Contact Stan White by phone at: (801) 546-4085 or by USPS mail at: 920 N 1550 East, Layton, UT 84040

**Utah Live Steamers** – Our railroad is at Shay Park, 400 West Aspen Hills Blvd, Saratoga Springs, UT which encompasses 12 acres. The key feature is the abandoned railroad grade of the Salt Lake & Western Railroad. Our track gauge is 7.5" and we have a new, beautiful 1.6" scale locomotive to pull twice as many cars as before. Rides are 1st and 3rd Saturday of the Summer months. Contact Mike at [utahlivesteamers@gmail.com](mailto:utahlivesteamers@gmail.com) or watch Facebook for event listings. <https://www.facebook.com/cmry260/>

**Utah Train Collectors Association** – Primarily 3-rail O gauge, though other scales are represented. Promotes model railroading in Northern Utah. Meets the last Thursday of each month. Contact Kent Silver (Club President) by email at: [webmaster@utahtca.com](mailto:webmaster@utahtca.com). Visit their website at <http://utahtca.com/default.htm>

**Wasatch N Scale Model Railroad Club** - For contact info visit their website at [wasatchnscale.org](http://wasatchnscale.org)

[Click Here to Return to the Table of Contents](#)

## Division Officers and Volunteers



### Northern Utah Division Officers

Superintendent:	Jim Wanlass
Assistant Superintendent:	Blaine Holbrook
Treasurer:	Jerry Bragg
Board of Director:	Kevin Anderson
Board of Director:	Mike Dean
Board of Director:	Geoff Carter
Board of Director:	George Bell



## Committee Positions

Advertising/Marketing:	Looking for a volunteer
Show Chairman:	Mike Dean / Geoff Carter
Achievement Program:	Jim Wanlass
Clinic Coordinator:	Looking for a volunteer
Layout Tours:	Bob Connolly
Division Librarian:	Robert Arnesen
Secretary:	Carolyn Chase
Newsletter Editor:	Rick Luther
Membership Chair Person:	Lowel Didas

[Click Here to Return to the Table of Contents](#)

Come Join us for Fun, Learning and Fellowship



## Utah's center for model railroading excellence!

Join us every third Saturday at the

Redwood Recreation Center

3060 Lester Street

West Valley City, UT 84119

from 10:00 AM to Noon



[Click Here to Return to the Table of Contents](#)


---

**Northern Utah Division of NMRA** | Redwood Recreation Center 3060 Lester Street | West Valley  
City, UT 84119



---

[Unsubscribe](#) | [About our service provider](#) | [View this email in your web browser](#)

Grow your business with  **EMAILCONTACT**