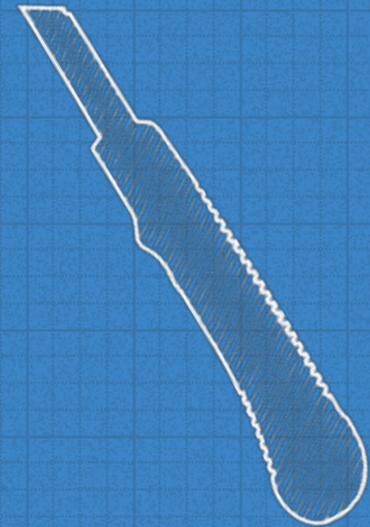

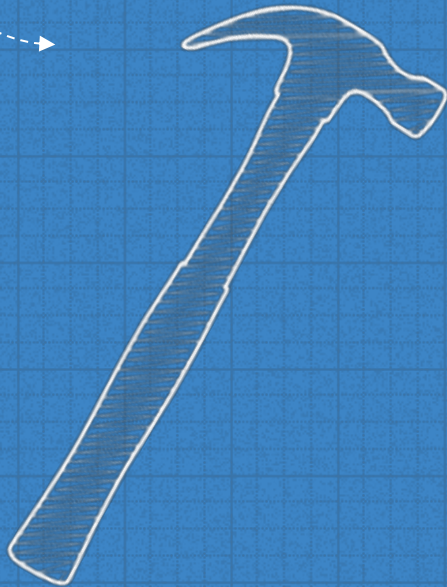


# CHEAP TOOLS TIPS & TRICKS







# General Use Tools



## Oversized craft tooth pick

- The “Universal Modeling Tool”
- Available from JoAnne’s or Michaels







# General Use Tools



## Oversized craft tooth pick

- The “Universal Modeling Tool”
- Available from JoAnne’s or Michaels
- Round corners are great for scrapping up paint from the bottom of a jar.
- Square off the end and use as scrapper to clean oxidation off of rail
- Shims for various uses








# General Use Tools



**Old tooth brush**







# General Use Tools



## Old tooth brush

- Scrubbing parts clean for painting
- Removing old grease or oil from parts







# General Use Tools



## Old tooth brush

- Scrub parts for painting
- Removing old grease or oil from parts
- Cleaning plastic filings out of files







# General Use Tools



## Old tooth brush

- Scrub parts for painting
- Removing old grease or oil from parts
- Cleaning plastic filings out of files
- Make a ballast spreader







# General Use Tools



## Old tooth brush

- Scrub parts for painting
- Removing old grease or oil from parts
- Cleaning plastic filings out of files
- Make a ballast spreader
  - Cut the head off
  - Turn 90° and glue to the handle



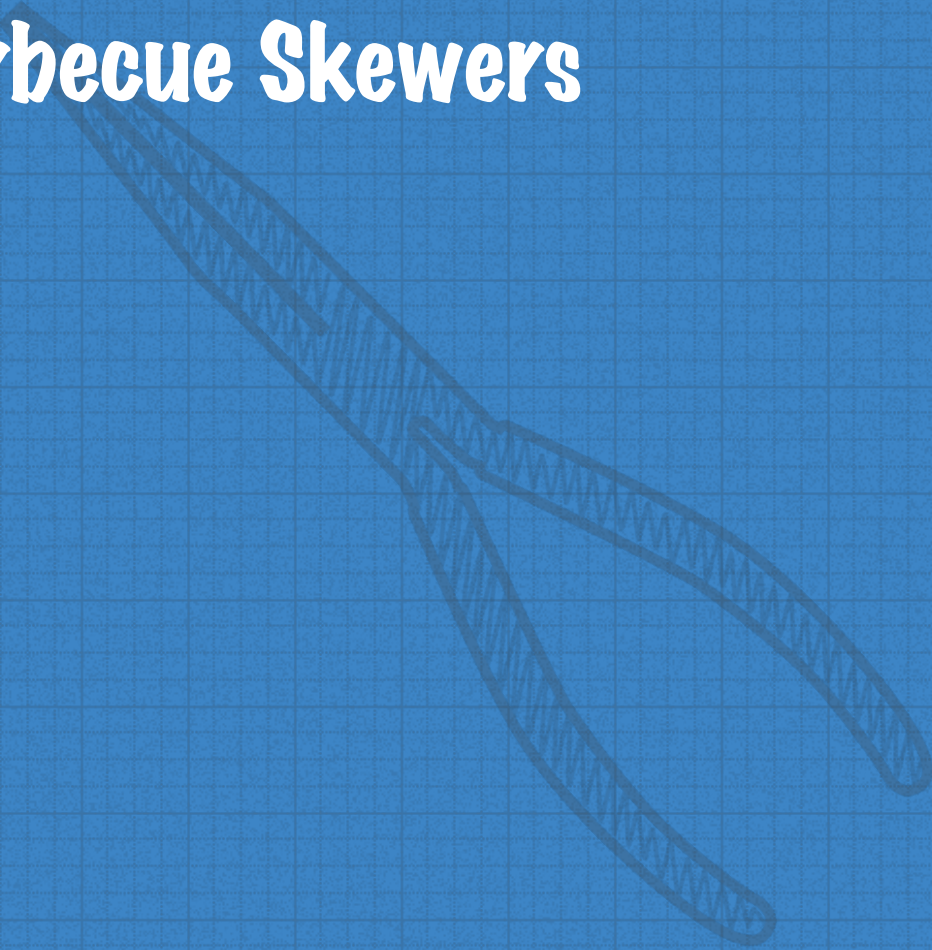




# General Use Tools



## Barbecue Skewers







# General Use Tools



## Barbecue Skewers

- Mixing paint in jars
- Glue sticks
  - Pointed end for CA glue
  - Blunt end for wood or white glue
  - Can be reused by cutting down
  - Reshaping the end
    - Pointed, flat or chiseled
- Pinning Foam







# General Use Tools



## Barbecue Skewers

- Mixing paint in jars
- Glue sticks
  - Pointed end for CA glue
  - Blunt end for wood or white glue
  - Can be reused by cutting down
  - Reshaping the end
    - Pointed, flat or chiseled
- Pinning Foam
- Uncoupling tool







# General Use Tools



## Barbecue Skewers

- Mixing paint in jars
- Glue sticks
  - Pointed end for CA glue
  - Blunt end for wood or white glue
  - Can be reused by cutting down
  - Reshaping the end
    - Pointed, flat or chiseled
- Pinning Foam
- Uncoupling tool







# General Use Tools



## Cork road bed

- Create a temporary jig for gluing
- Mounted on foam core, foam or wood







# General Use Tools



## Cork road bed

- Create a temporary jig for gluing
- Mounted on foam core, foam or wood
- Use a variety of pins and tacks to hold work in place








# General Use Tools



## Digital photographs

- Cell phones, DSLR or point and shoot cameras





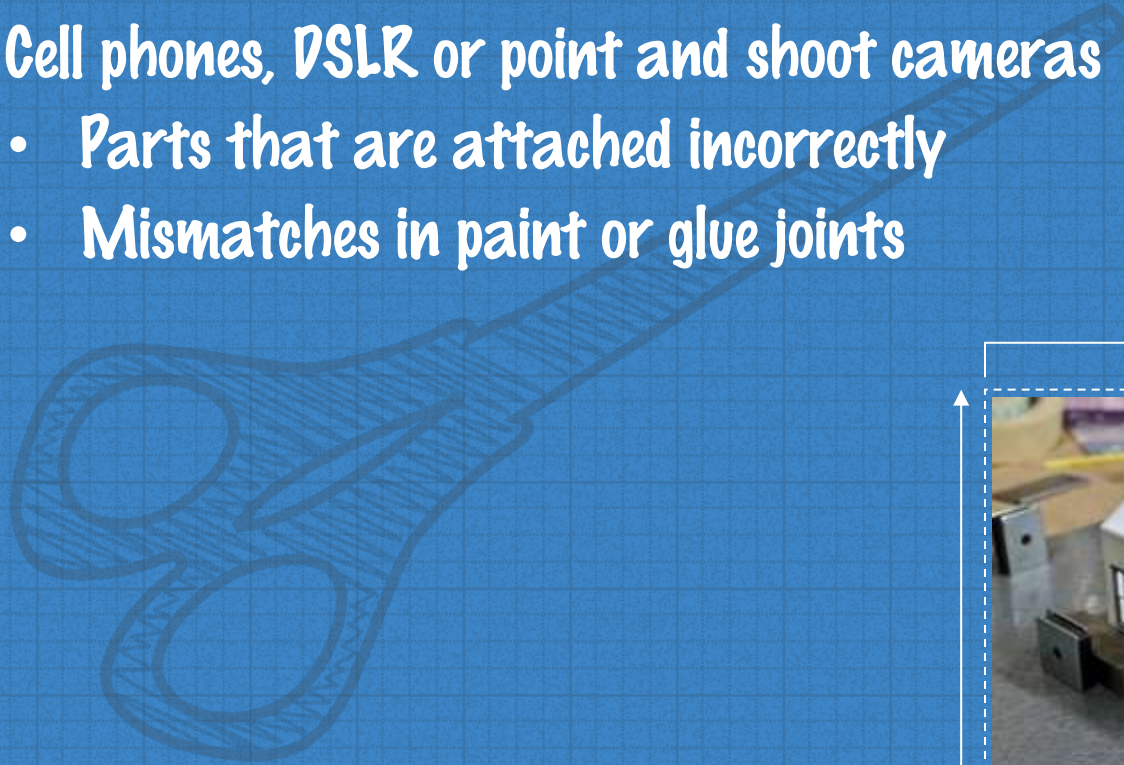


# General Use Tools



## Digital photographs

- Cell phones, DSLR or point and shoot cameras
  - Parts that are attached incorrectly
  - Mismatches in paint or glue joints







# General Use Tools








# General Use Tools







# General Use Tools





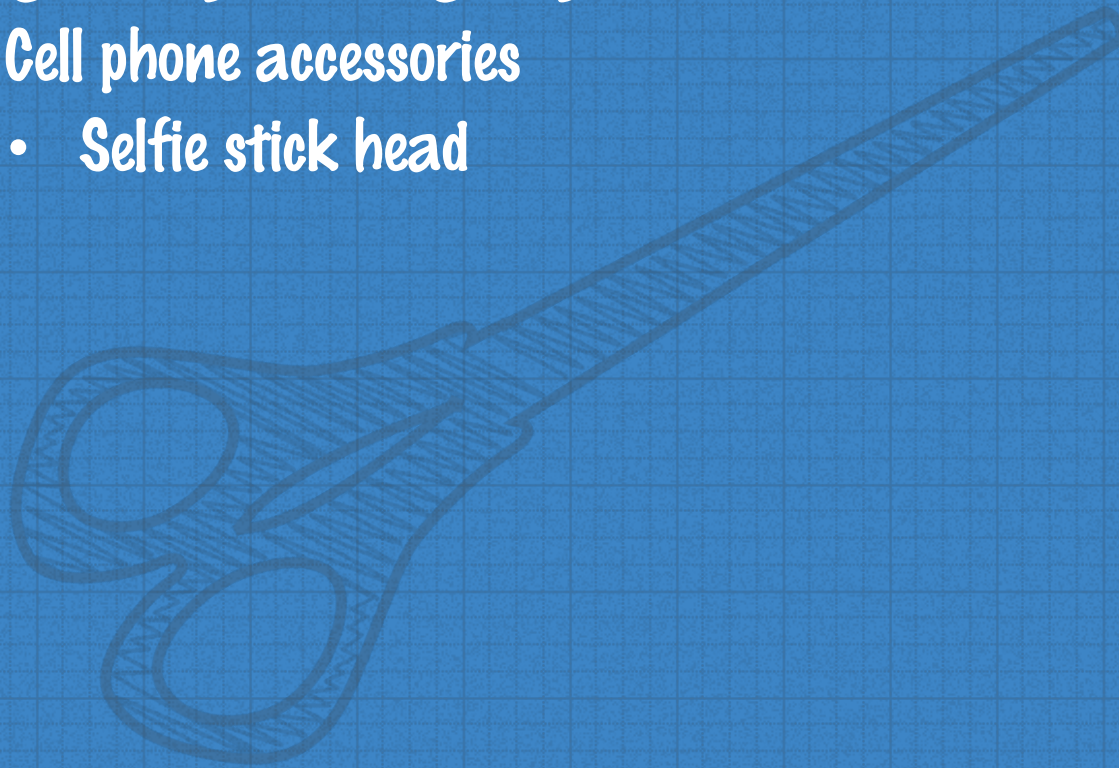


# General Use Tools



## Digital photographs

- Cell phone accessories
  - Selfie stick head







# General Use Tools



## Digital photographs

- Cell phone accessories
  - Selfie stick head
  - Mini-tripod







# General Use Tools



## Digital photographs

- Cell phone accessories
  - Selfie stick head
  - Mini-tripod







# General Use Tools



## Digital photographs

- Cell phone accessories
  - Selfie stick head
  - Mini-tripod







# General Use Tools



## Digital photographs

- Cell phone accessories
  - Selfie stick head
  - Mini-tripod
    - Take photos where a regular camera can't be setup







# General Use Tools



## Digital photographs

- Cell phone accessories
  - Selfie stick head
  - Mini-tripod
    - Take photos where a regular camera can't be setup
    - View your models with the telephoto feature of the camera







# General Use Tools







# General Use Tools







# General Use Tools



## Digital photographs

- Selfie stick







# General Use Tools



## Digital photographs

- Selfie stick
  - Allows you to get into areas inaccessible with a full size camera
  - The ability to see what you are photographing.







# General Use Tools







# General Use Tools







# General Use Tools







# General Use Tools







# General Use Tools







# General Use Tools







# General Use Tools



## Fake Credit Cards

- Those cards that arrive in the mail from credit card companies, Xfinity and other companies made of thin cardboard or plastic
- Great spreading glue, plaster and scrapping up excess material
- Good for making various shims





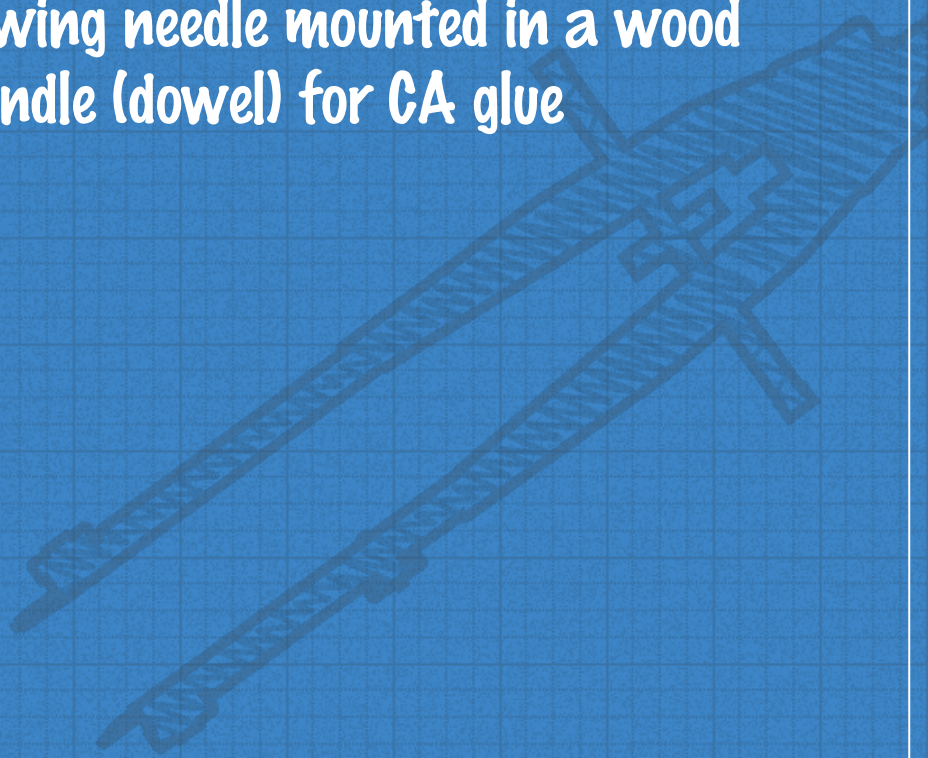


# Tools for Gluing



## Glue Applicators

- Sewing needle mounted in a wood handle (dowel) for CA glue







# Tools for Gluing



## Glue Applicators

- Sewing needle mounted in a wood handle (dowel) for CA glue
- Different size needles for different applications







# Tools for Gluing



## Glue Applicators

- Sewing needle mounted in a wood handle (dowel) for CA glue
- Different size needles for different applications
- Clean off excess glue by burning it off with a candle flame or lighter
- **CAUTION: Don't breathe the fumes it can be toxic!**





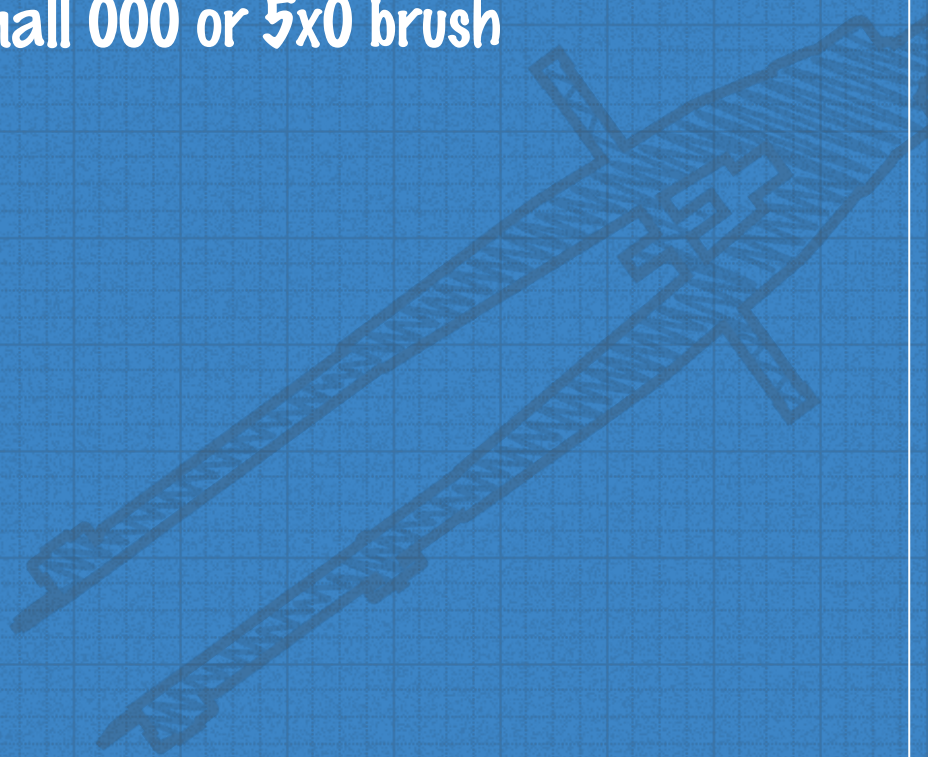


# Tools for Gluing



## Glue Applicators

- Small 000 or 5x0 brush





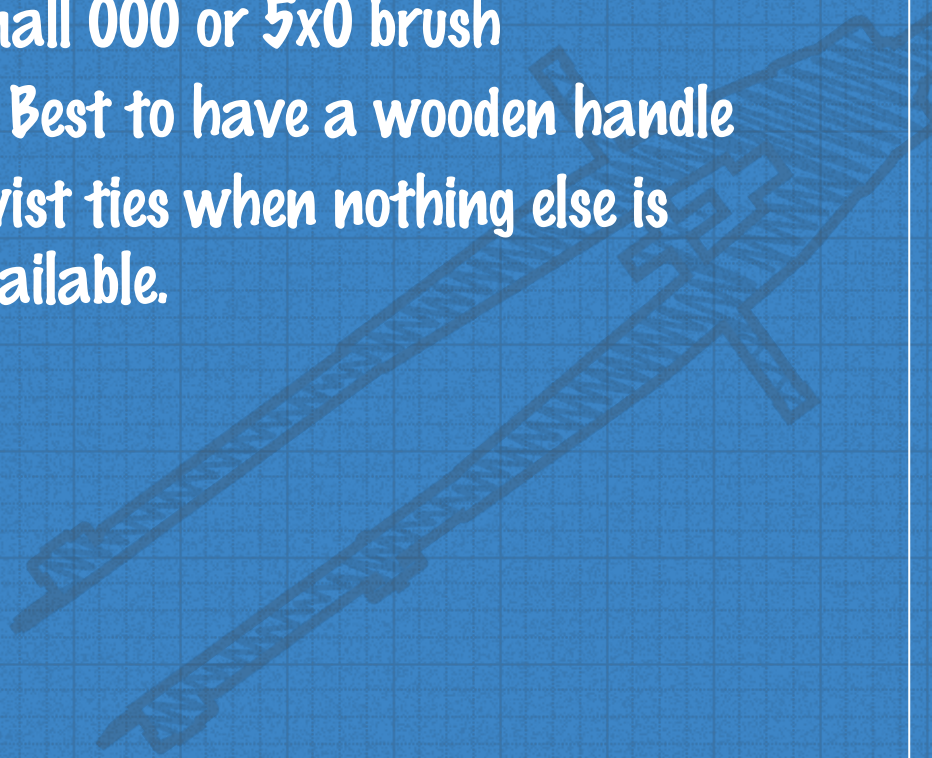


# Tools for Gluing



## Glue Applicators

- Small 000 or 5x0 brush
  - Best to have a wooden handle
- Twist ties when nothing else is available.





# Tools for Gluing

## Stable base for liquid glue

- Styrofoam or foam base
  - Create a hole large enough to hold your bottle
  - Add holes for brushes and other application tools








# Tools for Gluing



## Stable base for liquid glue

- Wire reel





# Tools for Gluing

## Stable base for liquid glue

- Wire reel
  - Use a razor saw and cut off one side of the reel
  - Use a rubber bands, wire ties or Velcro to hold the bottle to the base
  - Add a small piece of foam to hold T-Pins or needles
  - Center spindle to hold your gluing tools







# Tools for Sanding



## Finger Nail Files

- Different grits for different types of sanding
- Can be cut to different shapes as needed for different applications
- Trim off the worn parts and continue to reuse over and over







# Tools for Sanding



## Finger Nail Files

- Metal (Diamond) emery boards
  - They can be more expensive
  - Cheap at the Dollar stores
  - Can not be modified
  - Only come in flat version
  - Longer lasting then paper boards







# Tools for Sanding



## Mini Power Sander

- Micro-Mark Micro Sander
  - 120 Volt
  - 8 different tips
  - 7,000 strokes / minute

**\$92.65**

plus shipping





# Tools for Sanding

## DIY Mini Power Sander

- Start with an old electric tooth brush
  - Buy a cheaper new one
    - \$5.00 - \$10.00
  - These have a fixed head
  - 3,000 - 7,500 strokes / minute
  - You can make interchangeable sanding disks





# Tools for Sanding

## DIY Mini Power Sander

- More expensive brushes come with interchangeable heads and have a rechargeable base.
- Additional heads can be used for different grits of sand paper





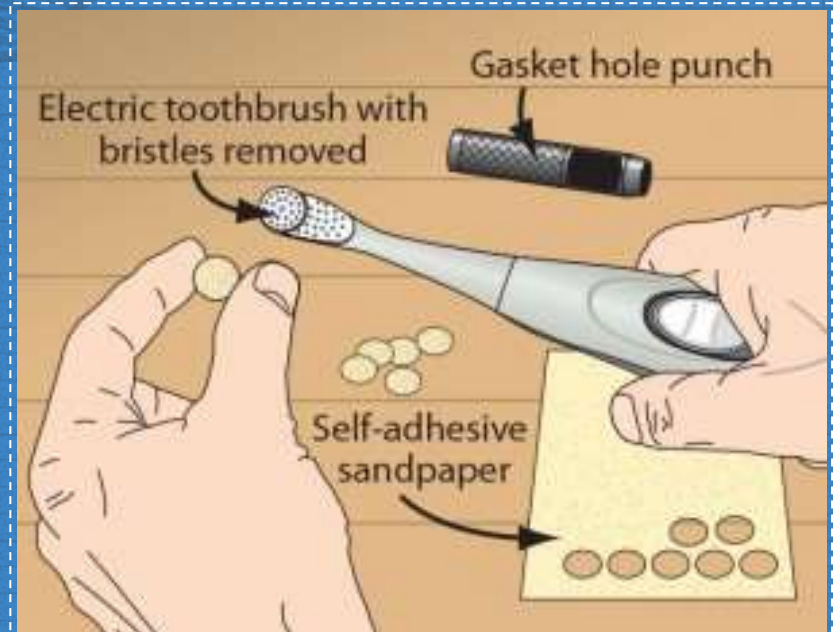


# Tools for Sanding



## How to make a DIY Mini Power Sander

- Remove the bristles by pulling them out and not cutting them
- File the rotating head to make sure it is flat
- Use a gasket /hole punch to make sanding disks
- Use self-adhesive sandpaper for making disks or ...
- For the interchangeable disks use double sided tape





# Tools for Clamping

## Clothes pins

- Wood and Plastic varieties
  - Wood pins are best for plastic glues
  - Plastic pins are best for wood glues






# Tools for Clamping

## Clothes pins

- Wood pins come in different sizes
- Reverse the full and quarter sizes for a different type of clamp
- You can shape the ends for special applications







# Tools for Painting



## Plastic sandwich bags

- Cut into 2 inch squares and use as a gasket for paint bottles





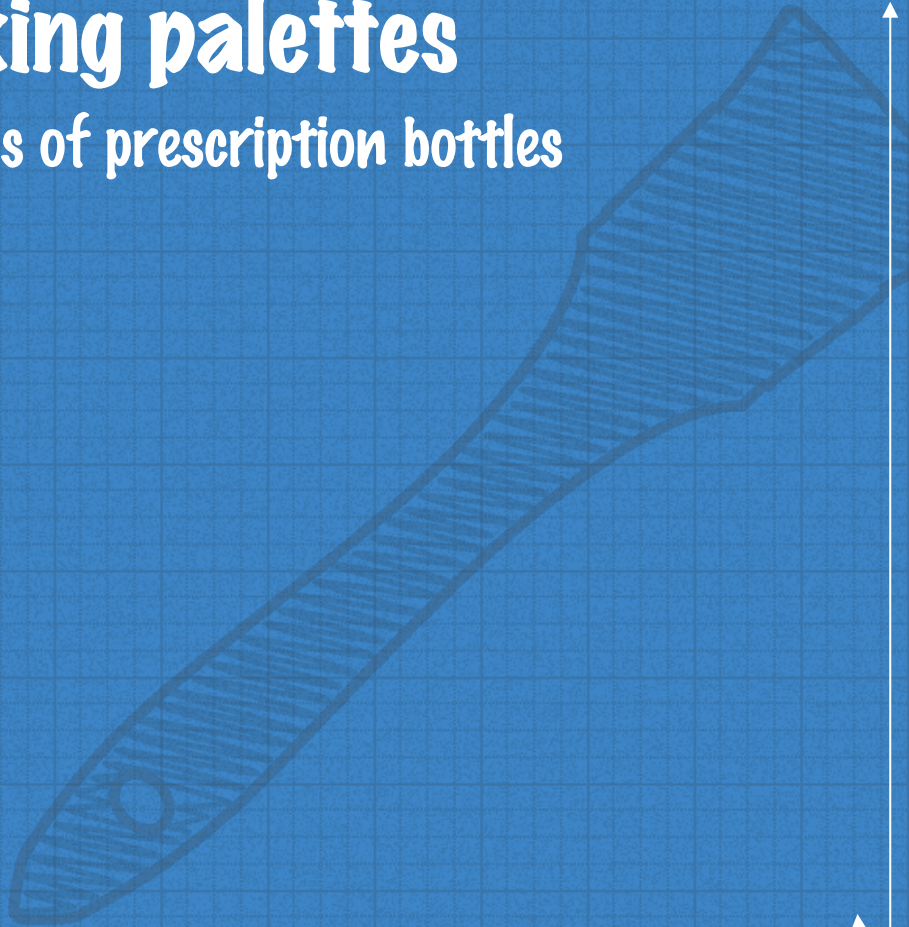


# Tools for Painting



## Mixing palettes

- Tops of prescription bottles





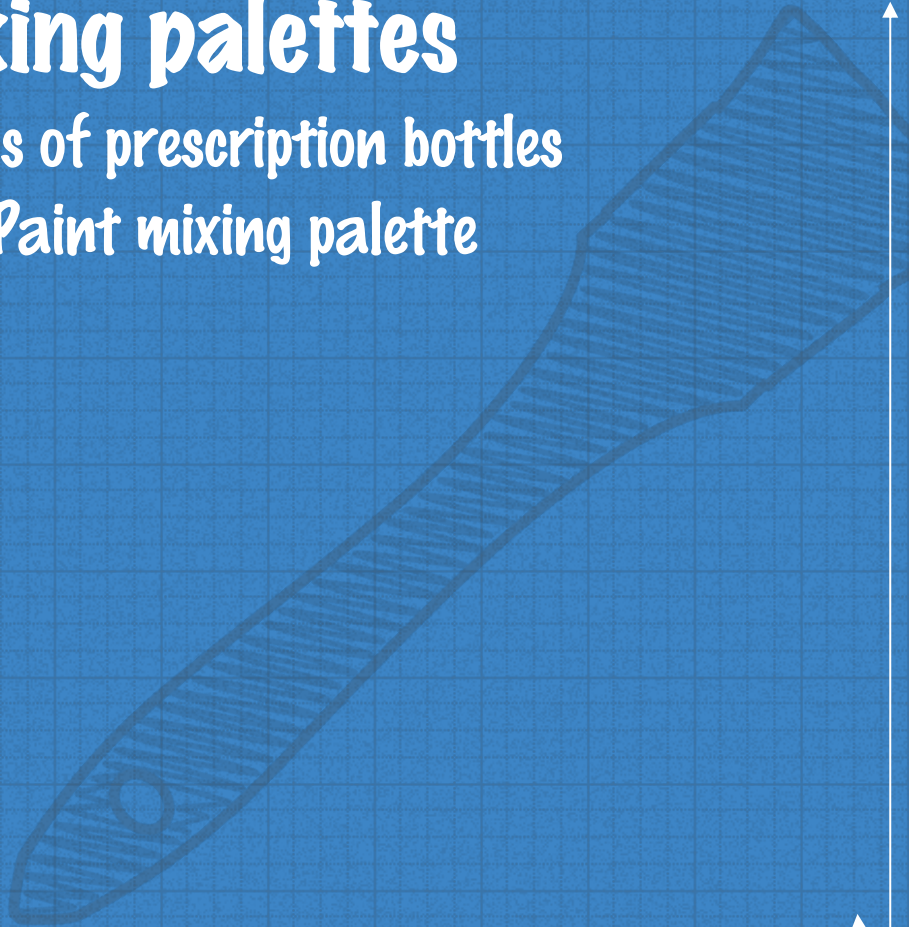


# Tools for Painting



## Mixing palettes

- Tops of prescription bottles
- Paint mixing palette







# Tools for Painting



## Mixing palettes

- Tops of prescription bottles
- Paint mixing palette
- Also good for a glue dispenser for wood glues








# Construction Tools



## Magnetic Gluing Jig - Commercial








# Construction Tools



## Magnetic Gluing Jig - Do It Yourself








# Construction Tools



## Magnetic Gluing Jig – Do It Yourself

- 12" x 12" steel metal sheet available from Home Depot
- Glue sheet metal to a 12" x 12" piece of scrap plywood







# Construction Tools



## Magnetic Gluing Jig - Do It Yourself

- 12" x 12" steel metal sheet available from Home Depot
- Glue sheet metal to a 12" x 12" piece of scrap plywood
- Use magnets from cheap cabinet latches







# Construction Tools



## Magnetic Gluing Jig – Do It Yourself

- 12" x 12" steel metal sheet available from Home Depot
- Glue sheet metal to a 12" x 12" piece of scrap plywood
- Use magnets from cheap cabinet latches
- Use a Mending plate for a right angle guide







# Construction Tools



## Magnetic Gluing Jig - Do It Yourself

- 12" x 12" steel metal sheet available from Home Depot
- Glue sheet metal to a 12" x 12" piece of scrap plywood
- Use magnets from cheap cabinet latches
- Use a Mending plate for a right angle guide
- Use turntable hardware for easier access to your model and add rubber feet







# Construction Tools




## Magnetic Gluing Jig - Do It Yourself

- Metal sheet \$5.98
- Scrap plywood \$0.00
- Cabinet latches \$0.78
- Cabinet latches \$0.78
- Cabinet latches \$0.78
- Magnetic Holder \$4.40
- Mending plate \$2.28
- Turntable \$4.48

Total  
Cost



**\$19.48**



**Commercial Jig - \$38.90**

Includes shipping cost





Tell Us  
About Your  
Favorite  
Tools and Tips

