



December 2014 - Volume 2 - Issue 10

Thoughts from the Board



VOTE THIS



DECEMBER

IT IS ELECTION TIME AGAIN!

WATCH YOUR EMAIL THIS NEXT WEEK FOR THE SPECIAL ELECTION ISSUE!

Everyone will be voting for the following positions with the division.

Superintendent: A Two Position

Board of Director's : Two Year Position

Board of Director's : Two Year Position

Board of Director's : One Year Position

Voting this year can be done several way this. You can either attend the December 20th meeting at Blaine Holbrook's house (where he will be giving a great clinic on airbrushing) or you will be able cast you votes on-line. We will be running a special election issue of the Promontory Post in the next week with all the candidates information and how to cast your vote.

MEETING HIGHLIGHTS



Fred Baney's FT Models



Robert Arnesen's N Scale Pallets




Robert Arnesen's N Scale Water Tower

November's meeting was packed with many exciting events.

During the "Show and Tell" portion of the meeting, we were treated with Fred Baney's contest winning models of EMC's FT Demonstrators. A little history behind the prototype: "The revolutionary FT was originally developed by the Electro-Motive Corporation, a few years before it became an official division of General Motors. The FT proved a marketing sensation convincing railroads that diesels could be used in standard road service following successful demonstrations by GM during 1939 when an A-B-B-A set toured the country. The success of the locomotive also proved to EMC to introduce a formal line of diesels and the FT paved the way for steam's demise."

Robert Arnesen brought several items to display. First off is his scratch N scale wood pallets built from scale size correct strip wood. In the photo you can see the size of the pallets compared to the paper clip. And no, that is not a jumbo size paper clip! Robert also brought a scratch built N scale model of the "Smiley Face" water tower that was located in Grand Forks, North Dakota.



Steve Moore introduced the group to a new product that his company is selling. The new Super-V Cradle is made of soft foam. The uniquely designed cradle holds your model firmly in any position, yet won't damage fine detail. Ideal for painting, weathering, working on couplers, wheel-sets, and more.

Congratulations go out to a few lucky people who won give-a-way prizes that had been donated to the club. A good reason to attend the meeting! Everybody loves FREE stuff!



Dan England won a tank car.



Frank Starke won a New Haven box car.



Jim Hoepfner won Santa Fe F7 A and B units.



Paul Ludwig won an Illinois Central GP-20



Andrea Ayers won a Burlington Northern box car.



Rick Luther won a Ralston Purina Reefer.
(Sorry I don't do selfies)





It was announced at the meeting that Robert Arnesen had been awarded the "Best of Show" at the 2014 Wasatch Rails Contest for his incredible N scale parking garage. **Congratulations Robert!** Keep up the great work.



The Monthly Clinic

Daland Siers presented part two of his fascinating series on how to install and operate a signal system for your layout. This installment the different boards used and the integration of Bruce Chubb's C/MRI (Computer/Model Railroad Interface) and the JMRI program. Daland explained the intricacies for establishing blocks and the use of detector boards to show indication of occupied and non-occupied track in the JMRI Dispatch panel. As an added bonus, Daland gave us some tips for using an old computer power supply for powering the signal system as well as other accessories for the layout. Be sure to catch the final installment of Daland's clinic in January.





December 20, 2014 at 2:00 PM - PAINTING BASICS

Presented by Blaine Holbrook, Alan Eaton and Stan Jennings

As you know from announcements at meetings and entries in the newsletters, the December Northern Utah Division, NMRA, meeting will be at Blaine Holbrook's home, **500 East 1000 South, Centerville, Utah 2:00 PM December 20, 2014**. The clinic will be Basic Painting. We will cover the basics of painting from what is paint through cleaning, masking, application and even paint removal with emphasis on the airbrush.

We need to park in the church parking lot behind Blaine's home and go through the gate. It is easy to find Blaine's home with an online map or GPS, however, be aware that some online maps and GPS devices work putting in Pages Lane but not 1000 South. If you have signed up, you have or will have a detail map to find the parking lot and gate. If you haven't signed up but would like to participate, contact Stan Jennings -- 801-967-0999.

If you can, bring your airbrush, tools, air hose, pressure regulator, brushes and favorite paints and, if you want, something to paint, however there will be a lot of beyond-repair HO cars there for practice. Be sure to mark your items. If you have a non-working airbrush, bring it, it will almost certainly be returned to operating condition during the workshop. If you don't have an airbrush, don't worry, there will be some available for you to use.

January 17, 2015 at 3:00 PM - Signaling Part 3

Presented by Daland Spiers

The final installment of this fascinating series by the Guru of Electronics!

February 21, 2015 at 3:00 PM - All About the Circus

Presented by Marty Petersen

Marty Petersen is an avid circus fan and has traveled extensively with circuses. We will learn about circuses, both prototype and model, from an insider's point of view.

March 21, 2015 at 3:00 PM - Utah's Eureka Hill Railway

Presented by Stan Jennings

The Eureka Hill Railroad, is one of the most interesting railroads in Utah. Stan Jennings will present the story of this fascinating railroad, cover some mining basics and present some mine modeling ideas.

April 18, 2014 at 3:00 PM - A Special Two Clinic Presentation

Tips on making a presentation - Presented by Stan Jennings

Electrify Your Scenery - Presented by Rick Luther

Learn how to build your own static grass applicator from just a few easily available parts and for under \$10.00! Then learn the about the materials, tips and tricks to bring realistic grass to your layout.

May 16, 2014 at 3:00 PM - *(Subject is to be determined)*

Presented by Dan Kuhn

UDOT's Railroad & Freight Planner

June 20, 2014 at 3:00 PM - *Making a Mountain*

Presented by Ron Davies

Did you see Ron's scenery workshop at Wasatch Rails 2014? The public loved it!! Now we will have a chance to make our own mountains! There may be a location change for this month.

FUTURE PRESENTATIONS.

Some ideas, anyone willing to take them on? First, trucks (railroad trucks, not vehicles) -- types of trucks, what trucks are appropriate for which time periods, etc.. Second, scenery -- ground cover, bushes and trees. Third, an update on modeling water -- waterfalls and streams

New Members and Renewing Members



At our monthly Division meetings, we ask folks attending for the first time to get up and introduce themselves. Sometimes it's a new member attending their first meeting; sometimes it's a visitor who is just taking a look, and sometimes it is someone who has been a member for a while, but has only just now been able to get to a meeting. No matter why they come, we are always glad to see new faces and we hope everyone has a great time with us.

New Members		Renewing Members	
Robert Arnesen	Robert Goodwin	Bill Barnhart	Karl Oldroyd
Timothy Azelia	Mark Howard	Paul Betts	Julian Reid
Donald England	James Kimberly	Larry Carter	Bill Schlotthauer
Mort Farmer	J Lynn Rasband	Allen Carter	Roy Scott
Mark Forslund	David Seely	Robert Gerald	Randall Sorenson
Charles Fox	Darrin Sneddon	Karin Gerald	Trevor Stevens
Donna Fox	Jon Thomas	Durwin Hannig	Kevin Stockseth
Nathan Fox		Hank Kindell	Thayne Tenney
		Doug Lamb	David Turner
		Irene Lamb	Paula Turner
		Kenneth Meiser	Melinda Watson
		Dave Merrill	Zachary Woirhaye
		Charles Norton	



Membership Application and Renewal

Join the NMRA and enjoy the many benefits of membership.

Want to "test drive" the NMRA for a little while?

Sign up for our 6-month Rail Pass trial membership for only \$9.95! Includes 6 months of NMRA Magazine, plus all regular member benefits (except voting).

[Click here to join or renew online.](#)



Problem Solving, the Birthplace of Invention

By Steve Moore



As model railroaders, we run into problems all the time. What do you do if you want more mainline running room than you have space for? The answer might be a multi-level layout design, or even a "Mushroom" . . . shades of John Armstrong and Jerry Bellina.

What do you do if you want to have independent engine control? DCC, radio control with battery power, or maybe Rail-Lynx like Lee Nicholas uses.

I had another kind of a problem- I had a long skinny section of my layout, only 32" wide, in which I wanted to put a backdrop, lengthwise, down the middle. This was so I could have two difference scenes, one on each side of the backdrop.

OK, that has been done before. Everything I read shows a backdrop attached to the wall, or if it was free standing type, it had a supporting frame down the middle with two backdrop surfaces, one on either side of the frame. All that is well and good, but this was a stand-alone, island type in the middle of the room, with no wall to anchor a backdrop to, and no room for a supporting frame down the middle. Now what? Things that make you go, "Hhmmmmmm?"



So what I came up with was a hanging backdrop made out of 1/4" MDF, (medium density fiberboard). The MDF had enough weight and rigidity to hang straight down. I cut a 5/16" wide deep groove down the length of a 2X4, and attached the 2X4 to the bottom side of the floor joists above by way of some 2" X 2"s. Next step was to slip the MDF into the groove and secure it with some bolts and wing-nuts. There it was, hanging straight as can be. All I had to do was to anchor it at the bottom to the cross-joists of my L-girder benchwork.

There you go, sometimes a problem is an opportunity waiting to happen.



2019 NMRA Convention & Train Show Location



Starting this January, we'd like to start organizing our National Convention committee. We'll need committee chairs, committee members, the desire to call and confirm people and layouts and clinics and other opportunities. We'll start with the following committees and we'll need a good number, maybe 10 per committee to start with. I assure you this will be a fun undertaking for anyone willing to volunteer...spouses included!

- Layout Tour Committee
- Non-Rail Tour Committee
- Rail Tour Committee
- Op Sessions Committee
- Clinic Committee

National will take care of the train show, hotel and contracts for the transportation. If you are interested in helping bring the 2019 National NMRA Convention to SLC, please email Alan Anderson, 2019 Convention Chair at alan.anderson66@gmail.com.

And there are opportunities to see a convention in action with the following locations for NMRA National Convention sites:

- 2015: Portland, OR - August 23-30, 2015
- 2016: Indianapolis, IN - July 3-10, 2016
- 2017: Orlando, FL - July 2017
- 2018: Kansas City, MO - Dates pending
- 2019: Salt Lake City, UT - July 7-13, 2019 - Sesquicentennial of the driving of the Golden Spike

Newly revised NMRA Web Page

Ben Sevier, NMRA Information Technology Manager, has announced the release of a new and improved version of the NMRA web page at www.nmra.org. Please visit this new web site and experience the many new features, functions and format of this important communication tool. You will be impressed with the new site.

Getting the word out can be daunting at times. I have been in the media business for more than thirty years. My job for the Division is to promote the activities of the Northern Utah Division, (such as meeting dates, information about up-coming clinics, etc.) to the magazines, E-publications like Model Railroad Hobbyist, and who ever might have an "audience" of train lovers. Many of these publications work up to four months in advance, meaning if you want to get it in their publication, for say the Sept. 2014 issue, I have to submit the material no later than June 15th as an example.

As you can see, if you have an upcoming clinic or information about a Division activity of any kind, I need to receive it ASAP. Your kind and timely input will be greatly appreciated. Thanks in advance. 😊

Steve Moore,
Division Marketing
kiss@kissmethodinc.com



The DOG's had a terrific session at Gary's on November 22. It was a lot of fun for all.

The DOG's WILL meet on **December 27th** at **Rob Spangler's Western Pacific** layout. It will be our usual time--**10 AM**. Rob's layout is located at 3072 South 1065 West in Syracuse, UT. If you need directions call me (801-323-1148) or Rob at 801-643-1034 for help getting there. The session is filling fast so people need to get themselves marked up quickly!



As I always state, please be very respectful to Rob's layout. He is being terrific is sharing such a real prize with us. Of course, it is always polite to bring snacks/drinks to share with your fellow crew. I'm really looking forward to seeing all of you Saturday, December 27th. It will be a fun filled day!

Regards,
Jack Chase
Crew Master--DOGs and Director
Northern Utah Division--NMRA

[Click here to contact Jack about the DOG Session](#)

Achievement Program



This time of year we often see trains under the Christmas tree. In fact, I just got back from Disneyland with the family and under one of the trees that was decorated outside there was a large "dummy" train set up as though it were ready to run around it's track. Let's take the opportunity to share this awesome hobby of ours with others! Not in the "cram it down your throat I want to talk about it all the time" type of way. But instead, when you see a little one (or a big kid at heart) that gets excited about putting a train under their tree, encourage it.



I recently had a neighbor, that I didn't know liked trains, ask if I could come over and look over what he had and give him some suggestions. When I showed up he said, "There it is" and pointed to a plastic train set that's good for going under a tree. Turns out he was just tricking me and that one was for his little son. It was a good joke and he actually had some nice large scale stuff downstairs. Until I knew that though, I was ready to encourage him with "It's a good start...." We all started somewhere, right?

There are many model railroaders who started with a train under the tree. Those of us who have gone beyond "just the tree" can help encourage others to do so too. Sometimes someone may look at what we have done and may say "I could never do that" but again, we all start somewhere. Piece by piece, step by step it can be done.

The same is true of the AP program. It may seem overwhelming when looked at all at once but when looking at it as one step at a time it is more manageable. Take the Cars Certificate for example. Only eight cars need to be built. I've built more than eight cars and I bet you have too. Not every car qualifies because you have to build different types, super detailed and scratch built and four need at least 87 ½ points but with a little extra effort it can be done. The point is to take it one step at a time. You may already have cars you have built that qualify and the next month you could build a car that specifically qualifies and so on. Take it one step at a time.

Remember, during this time of year, think back to what got you started. Was it sharing the experience with a family member (or them sharing it with you) or seeing a train run in the window of a toy store like in *A Christmas Story*? Whatever it was, we can share this love of trains with those around us and we can enjoy the journey together!

Jim Wanlass
AP Chairman
ap@northernutahnmra.org

Layout Tour



NO LAYOUT TOURS IN DECEMBER DUE TO THE HOLIDAYS!

I really am looking for a few new layouts to add to our list. We have toured almost all of the layouts on the list that I have and I would like to continue to offer tours without having to go back to some that we have already seen. A layout doesn't have to be big or even finished. Just remember, it's your Division and it is what you make of it. Send me an e-mail and a phone number and we can talk.

Pete Harmon Layout Tour Coordinator
pharmon@bestweb.net

Events of Interest



What follows is a list of railroad-type events that may be of interest to all you train nuts.




The Southwest Chief

Traveling by train across the scenic southwest!

Join railroader and historian Daniel B. Kuhn for this colorful look at Amtrak's Los Angeles to Chicago passenger train past and present, its Santa Fe Railway predecessors, and operations across portions of today's BNSF Railway Transcon, America's busiest long distance rail freight mainline.

Thursday, December 11, 2014 at 6:30 PM
Salt Lake County Hunter Library
4740 West 4100 South, West Valley City

All are Welcome!



The North Pole Express

Tickets for the 2014 North Pole Express are selling fast! Don't miss the ever-popular trip to the North Pole! A wonderful experience for the whole family. Elves serve hot cocoa and Mrs. Claus famous chocolate chip cookies while sharing favorite carols and holiday entertainment. Delight while your children tell Santa their Christmas wishes when he climbs aboard your coach! The North Pole Express is a 90 – minute round trip. On the way we'll sing great Christmas songs and play games. A memorable experience for the whole family.

<http://hebervalleyrr.org/specialevents/northpoleexpress/>



January 16-17th, 2015

23rd Annual Train Show at Thanksgiving Point

Friday 3pm to 10 pm
Saturday 10am to 6pm
\$6 adults, 11 & under free.

This will be the best one ever! For further information call Dave at 801-560-3376.



March 6-8th 2015

The 2015 Hostler's Model Railroad Festival at the Ogden Union Station

Friday 3:30pm to 8:30pm
Saturday 9am to 5:30pm
Sunday 9:30am to 3:30pm
Adults \$6, Adult Weekend Pass \$10, Children 12 & under free

For further information call Mike Murphy at 801-394-4952 or John Grubb at 801-678-6394.

Hostlers Festival 2015 Photo Contest

I have been very impressed with the quality of photographs recently. Why? I believe it is because of digital photography. Pixels are cheap, people can, and do, take more photographs, and consequently everyone is learning to take better photographs.

I have seen this phenomenon everywhere, but it is most personal at the Hostlers photo contest and in the Hostlers calendar.

Every model railroader with a camera has at least one great photo, probably hundreds. Share them!! Enter your best in the Hostlers Festival 2015 photography contest. **March 6, 7 & 8, 2015.**

The basic rules -- the photograph must be railroad related, the photograph cannot be larger than 8 1/2x10, the photograph must be framed for hanging, and only one photograph per photographer per category.

See the Hostlers website -- Hostlers.org -- for more details on the photography contest and model contest.



Rocky Mountain Express

Rocky Mountain Express propels audiences on a steam train journey through the breathtaking vistas of the Canadian Rockies and highlights the adventure of building a nearly impossible transcontinental railway. Recruited to realize this venture—one of the greatest engineering feats of all time—were engineers and laborers from around the world.

The film weaves together spectacular IMAX aerial cinematography, archival photographs and maps, and the potent energy and rhythms of a live steam locomotive to immerse audiences in this remarkable story from the age of steam. 40 Min program shown multiple times daily

clarkplanetarium.org/shows/rocky-mountain-express/

The Club Car



There are many model railroading clubs and organizations within the Northern Utah Division territory. Rather than listing them all here go to our website and you will find a list of them. If there are any corrections please let us know so we can update and keep it as current as possible! admin@northernutahnmra.org

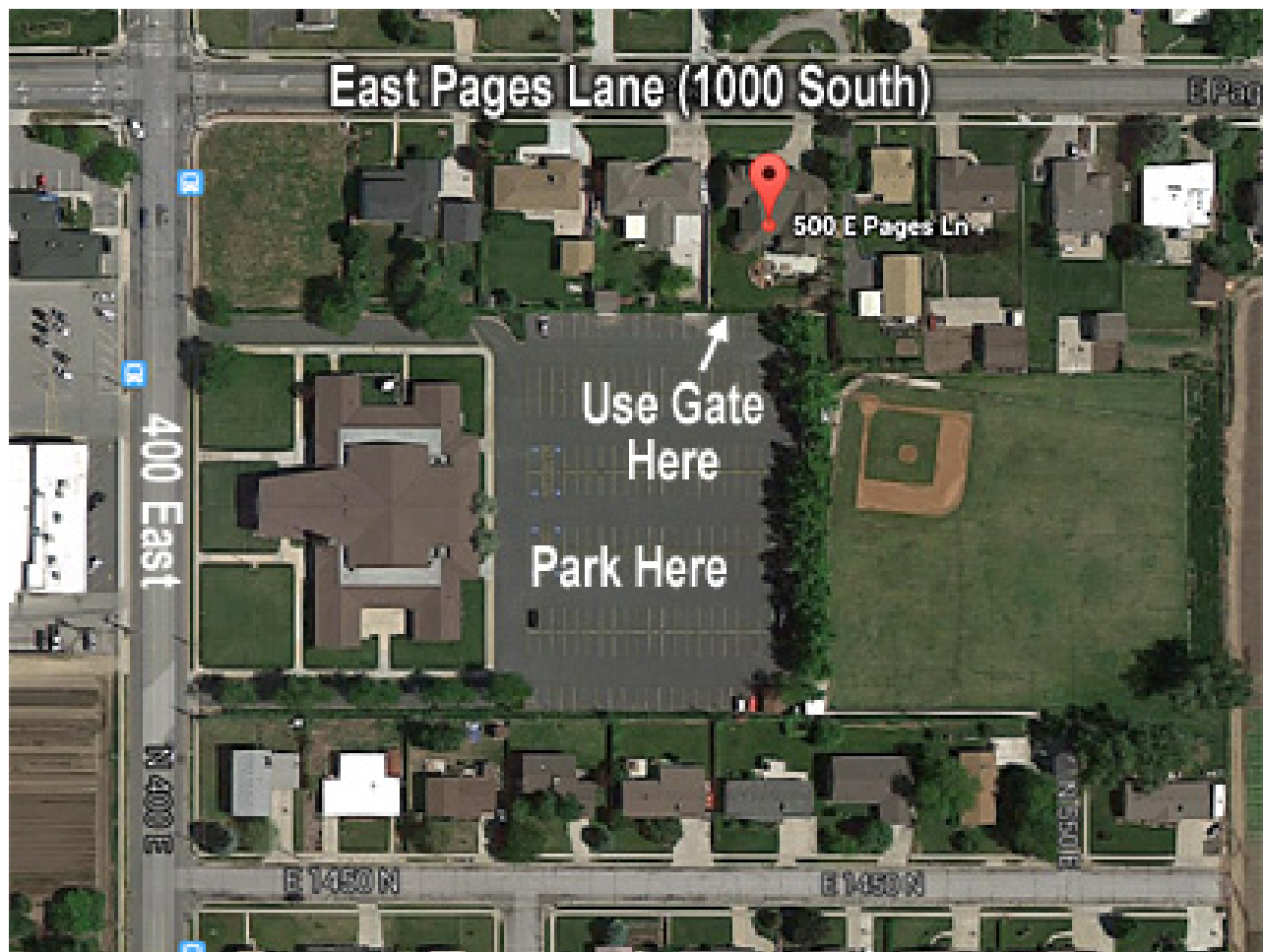
<http://northernutahnmra.org/local-clubs/>

We need to know what's going on around Utah! If you belong to a model railroad club, consider contributing one or two lines about what's happening in your club. Enquiring minds want to know!



Special Meeting Location - This Month ONLY!

Saturday, December 20th 2014
from **2:00 PM** to **5:00 PM**
at Blaine Holbrook's home
500 East 1000 South in Centerville



Jordan Valley Medical Center West Valley 3460 Pioneer Parkway, West Valley City Utah 84120

editor@northernutahnmra.org

www.northernutahnmra.org